



## HELFIN OFFSHORE (ZAR)

February 2026

### INVESTMENT OBJECTIVE

The Helfin Offshore (ZAR) Model is an aggressive risk profile managed fund of funds. The Offshore (ZAR) Model broadly adheres to the strategic asset allocation of Helfin Private Wealth (Pty) Ltd. The portfolio aims to provide investors with a net of fee return of 6% per annum above the annual change in the South African Consumer Price Index. A maximum of 100% of the portfolio will be invested in offshore equities. This will be an actively managed portfolio with CGT implications.

### MINIMUM INVESTMENT HORIZON (YEARS)

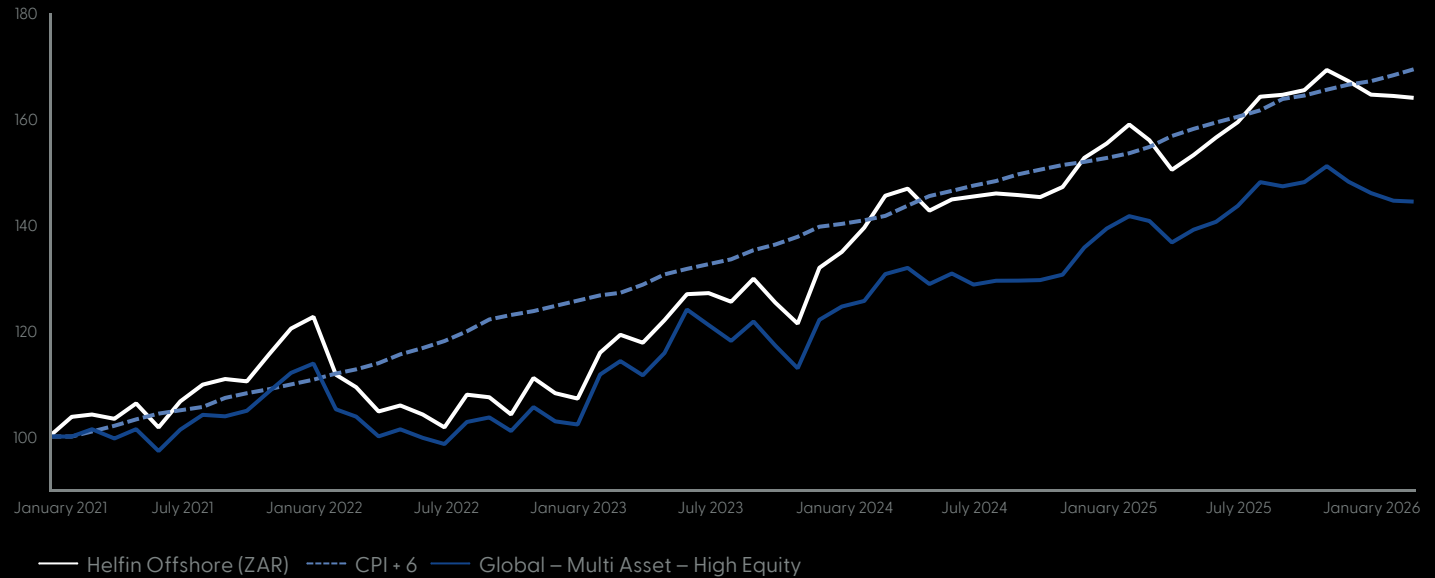
1 3 5 **7** 7+

### RISK WEIGHTING

1 2 3 4 **5**

### INVESTMENT RETURNS\*

Time Period: 01/01/2021 to 28/02/2026



### INVESTMENT RETURNS (ANNUALISED)\*

	YTD	1 Year	2 Years	3 Years	Since 01/2021
Model Portfolio	-0.37%	5.14%	6.17%	11.22%	10.06%
Benchmark	1.34%	9.49%	9.34%	10.03%	10.89%
Peer Group	-1.11%	2.61%	5.11%	8.12%	8.03%

### FEES AND CHARGES (VAT INCLUSIVE)

Underlying TIC**	1.33%
Discretionary Management Fee	0.00%
Total	1.33%

### INVESTMENT GUIDELINES

**Portfolio Manager:** Helfin Private Wealth (Pty) Ltd

**Benchmark:** CPI + 6

**Risk Profile:** Aggressive

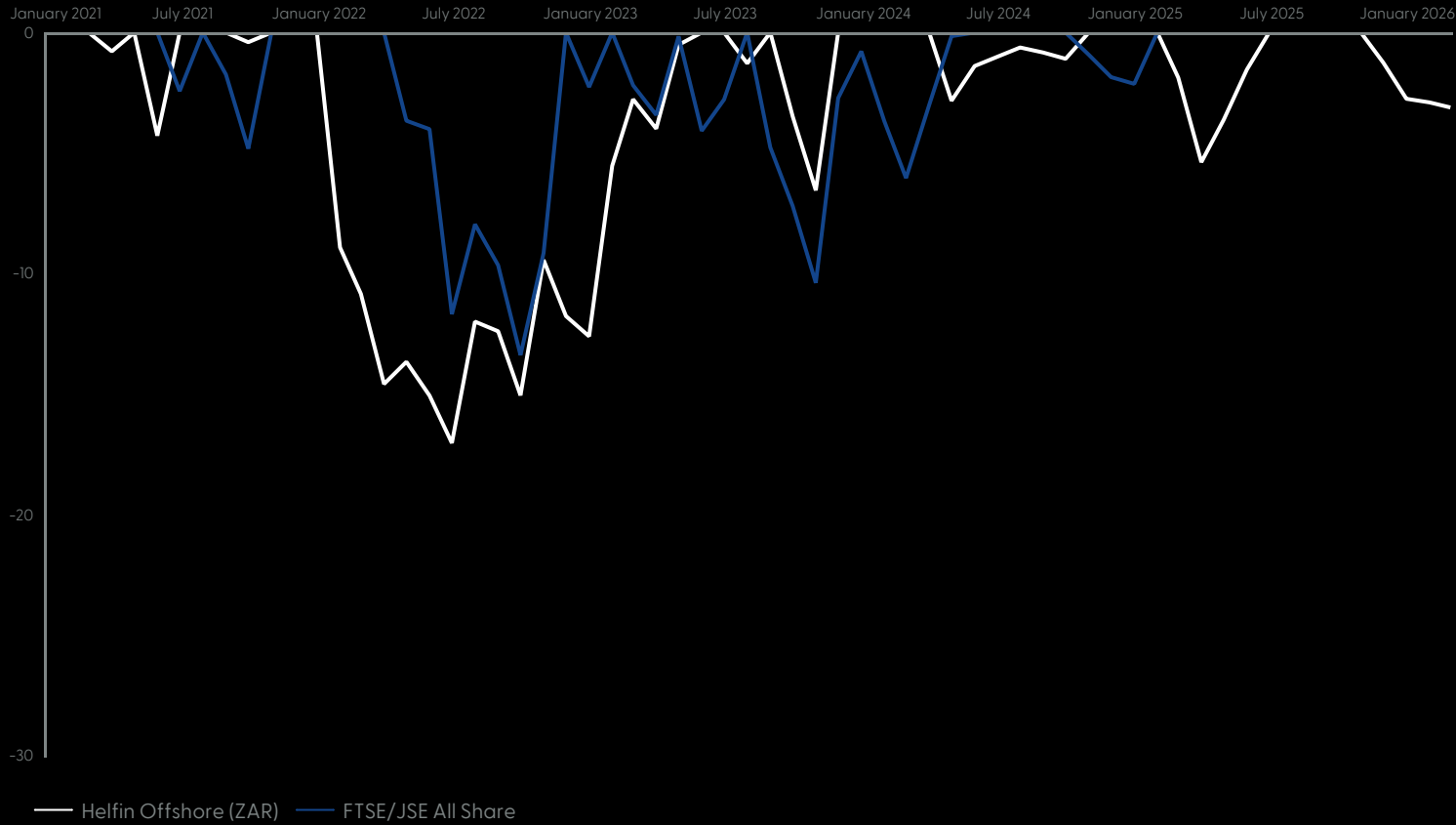
**Peer Group:** Global - Multi Asset - High Equity

### RISK MEASURES SINCE 01/2021 (ANNUALISED)

	Portfolio	Peer Group
Highest 1 year rolling return*	25.88%	24.32%
Lowest 1 year rolling return*	-12.61%	-10.13%
Standard Deviation	11.00%	10.43%

# DRAWDOWN

Time Period: 31/12/2020 to 28/02/2026



## MONTHLY RETURNS\*

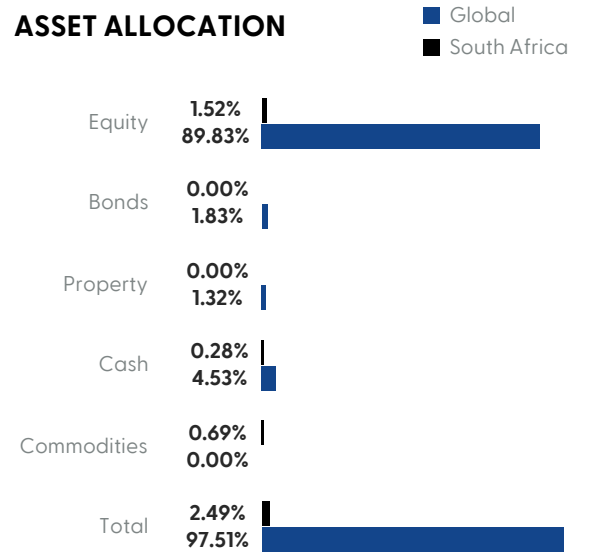
	Jan	Feb	Mar	Apr	May	Jun	Jul	Aug	Sep	Oct	Nov	Dec	Ytd
<b>2026</b>	-0.15	-0.22											-0.37
<b>2025</b>	2.30	-1.87	-3.58	1.86	2.16	1.85	3.01	0.22	0.54	2.30	-1.25	-1.52	5.94
<b>2024</b>	3.40	4.33	0.92	-2.83	1.48	0.39	0.39	-0.21	-0.26	1.32	3.75	1.78	15.19
<b>2023</b>	8.09	2.92	-1.25	3.62	4.02	0.16	-1.28	3.48	-3.48	-3.18	8.70	2.28	25.88
<b>2022</b>	-8.92	-2.12	-4.19	1.08	-1.62	-2.33	6.08	-0.45	-3.03	6.62	-2.58	-0.95	-12.61

# UNDERLYING HOLDINGS

## Portfolio composition

Helfin Ci Worldwide Flexible Fund of Funds **100.00%**

## ASSET ALLOCATION



Asset allocation is one month lagged

## CHARACTERISTICS

This model portfolio broadly adheres to the strategic asset allocation of Helfin Private Wealth (Pty) Ltd and follows a global multi-asset flexible mandate. It will hold Underlying Funds providing exposure to primarily international equity, bond, money, or property markets. The investment manager has complete or stipulated limited asset allocation flexibility across asset classes, countries and regions. The portfolio may be aggressively managed between various markets and asset classes to reflect changing economic and market conditions to maximise total returns over the long term. This portfolio will, at the discretion of the portfolio manager, have foreign exposure of between 80% and 100% and equity exposure of up to 100%.

### RISK REWARD PROFILE: Aggressive

Typically, the lower the risk, the lower the potential return and the higher the risk, the higher the potential return. There is no guarantee that returns will be higher when investing in a portfolio with a higher risk profile. The risk profile for this portfolio is rated as aggressive, as it will have equity exposure of up to 100%, with at least 80% offshore.

## RISK DEFINITIONS

### MARKET RISK

Equity markets are volatile and the price of equities fluctuate based on a number of factors such as changes in the economic climate, general movements in interest rates and the political and social environment which will also affect the value of the securities held in the Underlying Funds, thereby affecting the overall value of your investment.

### CURRENCY RISK / FOREIGN EXCHANGE RISK

This risk is associated with investments that are denominated in foreign currencies, that may be held within the Underlying Funds. When foreign currencies fluctuate against the South African Rand, the investments face currency gains or losses, which will be reflected in the performance of the Underlying Funds.

### CONCENTRATION RISK

The Underlying Funds pool the assets of many investors and use the proceeds to buy a portfolio of securities. There are regulations in place which limit the amount that each Underlying Fund may invest in securities, thereby spreading the risk across securities, asset classes and companies.

### LIQUIDITY RISK

This relates to the ability of the Underlying Funds to trade out of a security held at or near to its fair value. This may impact on liquidity within each Underlying Fund, and in the case of foreign securities they hold, the repatriation of funds.

## CREDIT RISK

Credit risk arises where an issuer of a non-equity security is unable to make interest payments or to repay capital. Underlying Funds may be exposed to credit risk on the counterparties in relation to instruments such as cash, bonds and derivatives that are not traded on a recognised exchange. The possibility of the insolvency, bankruptcy or default of a counterparty with which the Underlying Funds trades, could result affect the overall value of your investm

## POLITICAL RISK

The risk that investment returns could suffer as a result of a country's political changes or instability in the country. Instability could come from changes in the country's government, policy makers or military.

## TAX RISK

This risk relates to any change to tax laws or to the interpretation of existing tax laws which has an impact on the manner in which Underlying Funds are t

## COMPLIANCE RISK

This refers to the risk of the model portfolio not complying the investment mandate, the CIS manager or portfolio manager of each Underlying Fund or the investment platform, not complying with relevant legislation, regulations,

## DISCLAIMER

\*Returns are net of Underlying Total Investment Charges (TIC) and for periods greater than one year the returns have been annualised. Returns prior to December 2024 are simulated based on the returns of the underlying funds at their respective weightings as at the end of the month. Returns as of 01 December 2024 are based on a lump sum investment with income distributions reinvested or simulated based on the latest static weightings of the portfolio, on a selected platform.

\*\*Underlying TIC is calculated using the sum of the latest available Total Expense Ratio (TER) and Transaction Cost (TC) of each of the underlying funds and their static weightings at month end on a selected Platform. Underlying TIC varies daily as the actual weightings of the underlying funds fluctuate and is not an explicit cost to the investor. It includes VAT but exclude Investment Manager, Financial Advisor, Consulting and Platform fees. TIC is defined as the sum of the TER and TC. Total Expense Ratio (TER) represents the percentage of the value of each underlying fund which was incurred as expenses relating to the administration of that fund over a rolling 3 year period and annualised. Transaction Cost (TC) represents the percentage of the value of each underlying fund which was incurred as costs relating to the buying and selling of the assets in that fund over a rolling 3 year period and annualised.

Helfin Private Wealth is the investment advisor and portfolio manager of the Helfin model portfolios, while Helfin Global Capital is the appointed co-named investment manager of the Helfin Ci range of CIS funds, into which the Helfin model portfolios are invested. The information and opinions contained in this document are recorded and expressed in good faith and in reliance on sources believed to be credible. No representation, warranty, undertaking or guarantee of whatever nature is given on the accuracy and/or completeness of such information or the correctness of such opinions. Neither Helfin Private Wealth, Helfin Global Capital nor Advantage will have any liability of whatever nature and however arising in respect of any claim, damages, loss or expenses suffered directly or indirectly by the investor acting on the information contained in this document. Furthermore, Helfin Global Capital and Advantage do not act as the investor's financial advisor, they have not conducted a financial needs analysis and will rely on the needs analysis conducted by the investor's financial advisor. Helfin Global Capital and Advantage recommend that investors and financial advisors take particular care to consider whether any information contained in this document is appropriate given the investor's objectives, financial situation and particular needs in view of the fact that there may be limitations on the appropriateness of any advice provided. No guarantee of investment performance or capital protection should be inferred from any of the information contained in this document. The value of participatory interests may go down as well as up and past performance is not necessarily a guide to future performance.

Sources: Performance sourced from Morningstar Direct and Advantage. CPI for all urban areas sourced from FactSet. Top 10 exposures sourced from Morningstar Direct and Asset Allocation data compiled by Advantage using latest available data.

Helfin Private Wealth (Pty) Ltd is an authorised FSP Number 47692 | Tel: (021) 558 6850 | Website: [www.helfin.co.za](http://www.helfin.co.za)

Helfin Global Capital (Pty) Ltd is an authorised FSP Number 43809 | Tel: (012) 346 3001 | Website: [www.helfinglobalcapital.com](http://www.helfinglobalcapital.com)

Advantage Solutions (Pty) Ltd, FSP No 18490 & Advantage (Pty) Ltd, FSP No 47564 are Authorised Financial Services Providers, collectively referred to as Advantage |

Tel: (021) 936 9500 / (011) 463 9600 | Website: [www.advantageteam.co.za](http://www.advantageteam.co.za)

Please note: The model portfolio merged with Helfin Aggressive Discretionary Offshore, and the name of the model portfolio was also changed from Helfin Balanced Discretionary Offshore to Helfin Offshore (ZAR) on 01 November 2024. There will be no change in way the model will be managed.

